

Investment objective

SHUAA Global Equity Fund is an actively managed fund focused on maximizing capital growth through a diversified portfolio of Sharia-compliant global equities. The fund targets high-quality, high-growth businesses that we believe are currently undervalued. The fund invests across most sectors and regions globally.

Fund Manager Commentary

Volatility spiked this month as markets rotated from the technology sector that has led gains for almost 2 years now and into smaller companies. Expectations that the Fed will soon begin to cut interest rates and that this will enable the US economy to avoid a downturn drove this change in market leadership. Whilst markets were volatile the S&P did manage to eke out a 1% gain over the month, but the rotation could be seen in the Nasdaq falling 1.6% but the Russell 2000 index of smaller companies jumping over 10%. Elsewhere Europe also edged up by just over 1%, but Japan which has been another market favorite slipped 0.5% and China continues to suffer under a property and debt crisis, dropping another 3.5%.

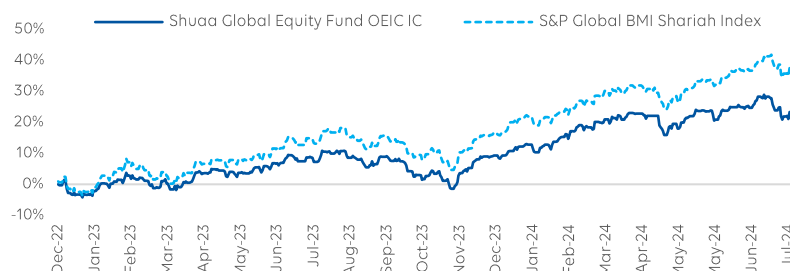
The change in market leadership was reflected in the individual stock performances over the month with the funds best performers coming from some high-quality defensive sectors like healthcare, including Thermo Fisher up 10.9%, Pfizer 10.6% and J&J climbing 8%. Also strong were some more attractively valued stocks that should benefit from falling rates boosting economic growth such as Ericsson up 10% and AliBaba rising 9.6%. On the downside were any businesses reporting disappointing outlooks during the recent results season. The market has been in no mood to tolerate any negative commentary over demand, pricing and margins. This can be seen in Kering falling 15% as the turnaround in Gucci takes longer than expected, Merck fell 8.6% as Chinese weakness disappointed despite strong numbers elsewhere for the cancer drug manufacturer. Also, large cap technology struggled despite reporting continued strong growth. Alphabet and Microsoft fell 5.8% and 6.4% even though the growth in their cloud businesses continues to be strong. Positioning in these stocks has become very overweight so some profit taking was probably overdue.

Overall, the outlook for the market has become more difficult as the valuations of the large technology stocks are now beginning to weigh on their performance, and despite hopes that the US will avoid a downturn, the number of companies reporting deteriorating conditions suggests otherwise. We continue to think that the market will reward those technology stocks that are reporting strong revenue and earnings growth regardless of the economic conditions, even if they are vulnerable to rotation in the short term. We would also continue to favor high quality defensive stocks in the health and staples sectors which should outperform in more difficult market conditions.

Return Statistics

	MTD	3M	6M	YoY	YTD	Inception
SHUAA Global Equity Fund	-1.1%	4.6%	7.6%	11.4%	9.4%	23.4%
S&P Global BMI Shariah Index	0.7%	8.5%	12.4%	16.3%	12.9%	37.7%

Fund Returns Since Inception



*Performance Fees of 15% charged since inception until June 2024

Fund Facts

Inception Date	Dec 2022
Domicile	Abu Dhabi Global Markets
Fund Currency	USD
Asset Class	Equities
Geography	Global
Type	Islamic
ISIN	AE000A3CSWT0
Number of Holdings	39
Subscriptions/Fees	Daily / 0%
Redemptions/Fees	Daily / 0%
Leverage	0%
TER / Mgmt Fee	1.8% / 1.5%
Performance Fee	Zero
Fund Manager	Jacob Robbins
Co Fund Manager	Aarthi Chandrasekaran
Investment Manager	SHUAA GMC Limited

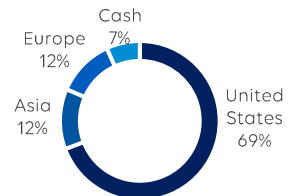
Portfolio Statistics

Fund AUM	\$76.6m
NAV per Share	123.4

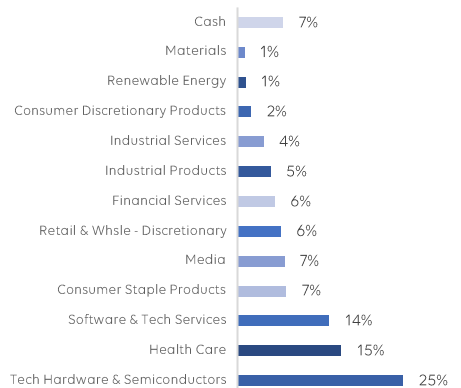
Performance

Annualised return	13.6%
Sharpe ratio	1.0
Tracking error	3.3%

Regional Allocation



Sector Allocation



Top Five Holdings (Excluding cash)		Fund Metrics		Regional MTD Performance	
Microsoft Corp	7.9%	Dividend Yield	1.4%	Japan	6.3%
Apple Inc	7.2%	PB (12m Forward)	14.3x	United Kingdom	2.5%
Nvidia Corp.	6.4%	PE (12m Forward)	21.6x	Europe	1.3%
Alphabet Inc - CL A	5.5%	EV/EBITDA (12m Forward)	15.4x	United States	1.1%
Amazon.com INC	5.0%	RoE	47.3%	Emerging Markets	-0.1%

Top Five Performers (July)	
THERMO FISHER	10.9%
PFIZER INC	10.6%
ERICSSON LM-B	10.3%
Airbus SE	10.3%
ALIBABA GROUP HO	9.6%

Bottom Five Performers (July)	
Wolfspeed Inc	-17.2%
KERING	-15.1%
ELI LILLY & CO	-11.2%
Nutanix Inc	-11.1%
LG CHEM LTD	-11.1%

Asset Management Sales
Omar Danish
+971 4 330 3600
Amsales@shuaa.com

Address
SHUAA GMC Limited
Al Khatem Tower, Floor 32
ADGM Square, Al Maryah Island
P.O. Box 764606, Abu Dhabi, UAE

Disclaimer: The opinions presented herein are based on general information at the time of writing and are subject to change without notice. SHUAA GMC Limited ("SHUAA"), SHUAA Capital psc ("SHUAA Capital"), and/or affiliate companies (together with SHUAA and SHUAA Capital, the "Group") does not and do not guarantee its accuracy or completeness. Shuaa GMC Limited is the "Investment Manager" (IM) which is a prudential category 3C licensed firm regulated by Abu Dhabi Global Market ("ADGM") Financial Services Regulatory Authority ("FSRA"). This information is intended only for qualified institutional investors that are professional clients or market counterparties, not an individual natural person. The content is provided within the UAE by SHUAA Capital. SHUAA Capital is regulated by the UAE Securities and Commodities Authority ("SCA"). Neither SCA nor any other regulatory authority have reviewed or approved this content. This sheet is provided for informational purposes only. It is not an offer to sell or issue, or any solicitation of any offer to purchase, subscribe for or otherwise acquire, any securities, and nothing contained herein shall form the basis of any contract or commitment. Any offering related to the subject matter of this communication will be made pursuant to separate documentation. This sheet July contain statements about future events and expectations that are forward-looking statements. Such statements typically contain words such as "expects" and "anticipates" and similar words. Any statement in this material that is not a statement of historical fact is a forward-looking statement that involves known and unknown risks and none of the information should be taken as forecasts or promises nor as implying any indication, assurance or guarantee that the assumptions on which the content has been prepared are correct or exhaustive. Past performance is not necessarily indicative of future results. The information in this sheet are provided at the date of writing and are subject to change without notice. There is no obligation to update or modify this information if there are changes. No representation or warranty, express or implied, is made or given by or on behalf of SHUAA, the Group, or any of their shareholders, affiliates, directors, employees, agents or advisers or any other person as to the accuracy, completeness or fairness of the information or opinions contained in this presentation. Neither SHUAA nor the Group nor any of their respective shareholders, affiliates, directors, employees, agents or advisers or any other person accepts any liability (in negligence or otherwise) whatsoever for any arising from any use of this contents or otherwise arising in connection herewith. This presentation does not constitute a recommendation regarding the purchase of any financial instrument. The recipient is strongly advised to seek their own independent advice in relation to any investment, financial, legal, tax, accounting or regulatory issues discussed herein.