

Investment objective

NUJOOM Aggressive Fund is a Sharia compliant multi-asset fund with a composition of Sukuk, global equities, private debt, and private equities. The fund is designed to keep 30%-50% of the fund’s allocation in sharia compliant private equities and private debt.

Fund Manager Commentary

NUJOOM Aggressive fund ended the month of August up 0.5% with the NAV per Share at 115. As of August end, 40% of the portfolio was allocated to Sukuks, followed by 36% in Sharia compliant Private Debt, 20% in Private Equity and 4% in Equity and 0.5% in cash. Our Sukuk portfolio has an average coupon of 8.0% p.a. and a YTM of over 8.6%, with c.47% of this portfolio being investment grade. Our Private Debt investments are in a positive free cash flow Oil and Gas company in the UAE, with an annual coupon of 10%, and a tenure of 4 years. We have deployed 15% in Private Equity in a Pharma company that provides cold storage logistics solutions with a historical revenue CAGR of >60% (with the expectation of 50% CAGR in revenue in the next five years).

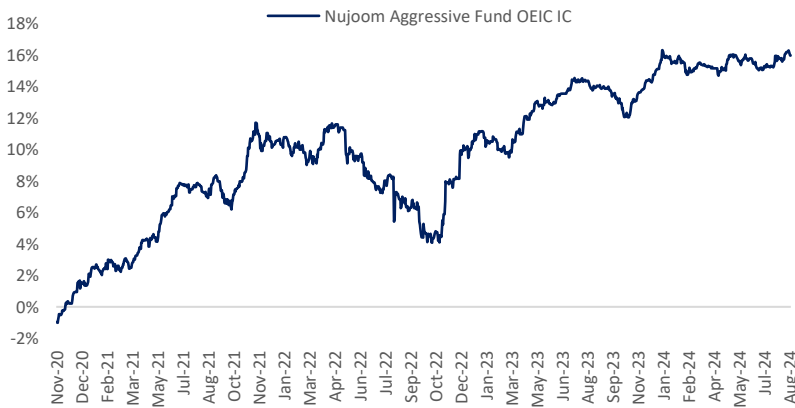
A tumultuous month began with a heavy sell off in equities and remarkably ended with most markets higher. The S&P 500 rose 2.3% whilst the Nasdaq lagged up 1.1%. The Russell 2000 was the worst performer, down 1.6% as the weakness in the US economy has been weighing on domestic company earnings. Elsewhere Europe rose 1.3%, Japan fell 3% and China rose 3.7% on hopes of a stimulus package to revive their ailing property market. General caution was evident in sector performance even as markets rose, with Consumer Staples gaining 5.8%, Healthcare up 5% and Utilities 4.3%. These are regarded as bond proxies that benefit when yields fall as they did this month on the prospect of interest rate cuts as economic growth slows. More cyclical sectors such as energy and consumer discretionary lost 2.3% and 1.1% respectively.

Regionally, the GCC Islamic Index gained 1.5% in August, as GCC markets had a disproportionately strong month in seasonal terms, led by the DFM (+1.3%) the KWSE (+0.4%), and ADX (-1.5%).

On credits, Investment-grade credit spreads initially widened by 18 basis points to 111bps during the first week of the month but later tightened to 93bps, while yields fell by 20 basis points to 4.94%. High-yield spreads saw a peak at 381bps before narrowing by 9 basis points to 305bps by month-end. Yields in the high-yield sector dropped by 29 basis points to 7.30%, marking their lowest level in 26 months. In this environment, the Bloomberg Global Aggregate Credit Index posted a solid 2.0% return in August, a shift toward higher-quality assets significantly benefited global investment-grade bonds, which closed the month with a 2.4% return, making them the top-performing sector. Conversely, high-yield bonds trailed behind, with returns of 2.2%. Regionally, Saudi (+2.8%), followed by Qatar (+2.7%), and UAE (+2.5%) outperformed during this period.

Overall markets are optimistic whilst looking to the Fed to cut interest rates and boost valuations, but are cautious that the economic damage from current high interest rates may be more severe than expected. The technology sector continues to generate far superior growth to other sectors and we would continue to favor many of these stocks despite premium valuations. We also like consumer staples and healthcare as more defensive high quality names that should do well in a slowing economic environment. Cyclical are likely to struggle as earnings decline as demand weakens.

Fund Returns Since Inception



\*Performance Fees of 20% charged since inception until June 2024

Return Statistics

	MTD	3M	6M	YoY	YTD	Inception
Nujoom Aggressive Fund OEIC IC	0.5%	0.2%	0.9%	1.7%	-0.3%	16.0%

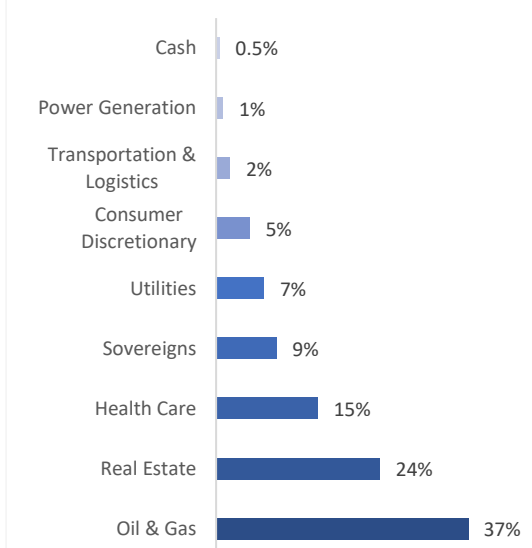
Fund Facts

Inception Date	Nov 2020
Domicile	Abu Dhabi Global Markets
Fund Currency	USD
Asset Class	Multi Asset
Geography	Global
ISIN	AE000A2QB2C7
Number of Holdings	19
Subscriptions/Fees	Daily / 0%
Redemptions/Fees	Daily / 0%
Leverage	0%
TER /Mgmt Fee	2.2% / 1.0%
Performance Fee	Zero
Fund Manager	Aarthi Chandrasekaran
Co Fund Manager	Jacob Robbins
Investment Manager	SHUAA GMC Limited

Portfolio Statistics

Fund AUM	\$19.2m
NAV per Share	115.0
DPS (2021)	1.00
Annualised return	4.0%
Sharpe ratio	0.02
Standard deviation	3.0%
2023 returns	5.8%

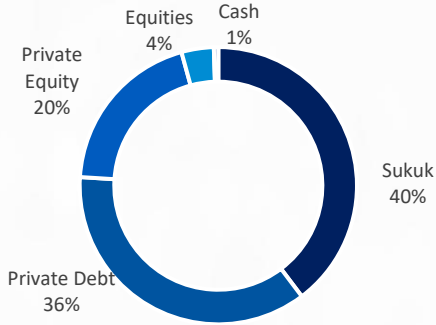
Sector Allocation



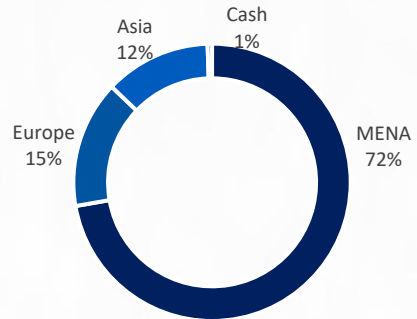
Sukuk	
Yield to Maturity	8.6%
Avg. Yearly Coupon (%)	8.0%
Avg. Credit Rating	B-
Avg. Maturity (Years)	7.0
Avg. Duration (Years)	4.6

Equity	
RoE	16.8%
Earnings Yield	7.6%
PE (12m Forward)	13.1x
EV/EBITDA (12m Forward)	N/M
Net Debt/EBITDA	N/M

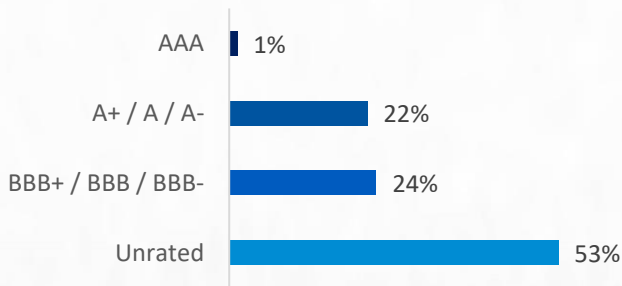
### Asset Allocation



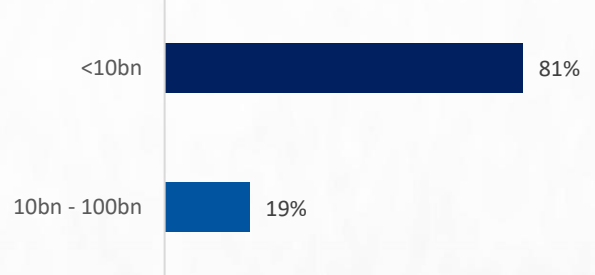
### Regional Allocation



### Sukuk Credit Rating Breakdown



### Equity Market Capitalization Breakdown



### Asset Management Sales

Omar Danish  
 +971 4 330 3600  
 Amsales@shuaa.com

### Address

SHUAA GMC Limited  
 Al Khatem Tower, Floor 32  
 ADGM Square, Al Maryah Island  
 P.O. Box 764606, Abu Dhabi, UAE

Disclaimer: The opinions presented herein are based on general information at the time of writing and are subject to change without notice. SHUAA GMC Limited ("SHUAA"), SHUAA Capital psc ("SHUAA Capital"), and/or affiliate companies (together with SHUAA and SHUAA Capital, the "Group") does not and do not guarantee its accuracy or completeness. Shuaa GMC Limited is the "Investment Manager" (IM) which is a prudential category 3C licensed firm regulated by Abu Dhabi Global Market ("ADGM") Financial Services Regulatory Authority ("FSRA"). This information is intended only for qualified institutional investors that are professional clients or market counterparties, not an individual natural person. The content is provided within the UAE by SHUAA Capital. SHUAA Capital is regulated by the UAE Securities and Commodities Authority ("SCA") Neither SCA nor any other regulatory authority have reviewed or approved this content. This sheet is provided for informational purposes only. It is not an offer to sell or issue, or any solicitation of any offer to purchase, subscribe for or otherwise acquire, any securities, and nothing contained herein shall form the basis of any contract or commitment Any offering related to the subject matter of this communication will be made pursuant to separate documentation. This sheet August 2024 contains statements about future events and expectations that are forward-looking statements. Such statements typically contain words such as "expects" and "anticipates" and similar words. Any statement in this material that is not a statement of historical fact is a forward-looking statement that involves known and unknown risks and none of the information should be taken as forecasts or promises nor as implying any indication, assurance or guarantee that the assumptions on which the content has been prepared are correct or exhaustive. Past performance is not necessarily indicative of future results. The information in this sheet are provided at the date of writing and are subject to change without notice. There is no obligation to update or modify this information if there are changes. No representation or warranty, express or implied, is made or given by or on behalf of SHUAA the Group, or any of their shareholders, affiliates, directors, employees, agents or advisers or any other person as to the accuracy, completeness or fairness of the information or opinions contained in this presentation. Neither SHUAA nor the Group nor any of their respective shareholders, affiliates, directors, employees, agents or advisers or any other person accepts any liability (in negligence or otherwise) whatsoever for any arising from any use of this contents or otherwise arising in connection herewith. This presentation does not constitute a recommendation regarding the purchase of any financial instrument. The recipient is strongly advised to seek their own independent advice in relation to any investment, financial, legal, tax, accounting or regulatory issues discussed herein.